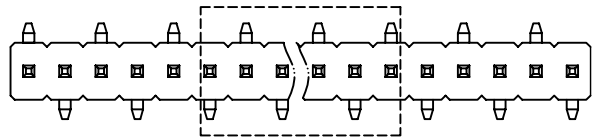
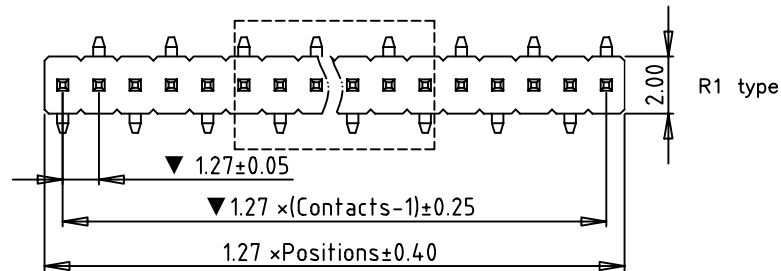


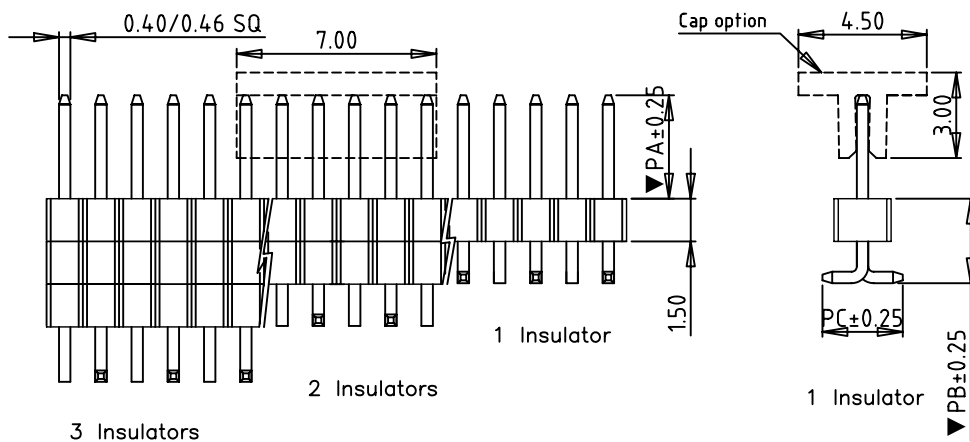
RoHS compliant



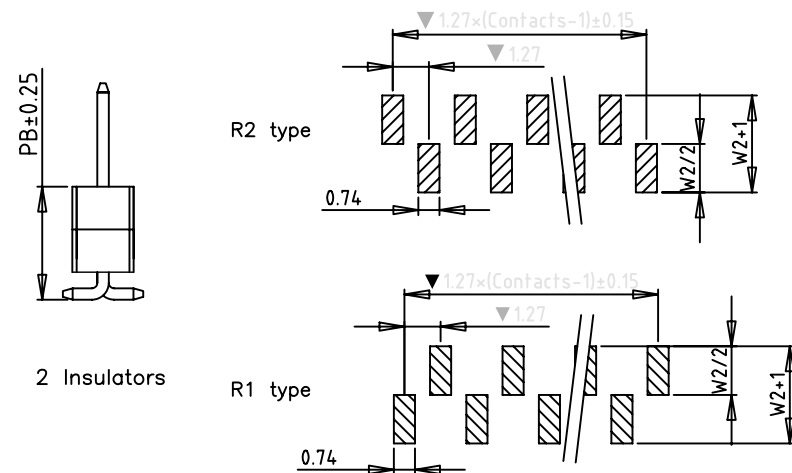
R2 type



R1 type



Recommended PCB Layout



Ordering Information

PH127015VSX - 1XX X X XX - XXXX - XXXX - XXXX

No. of pins 1*1-1*50
 Plating Option A = Gold Flash B = 3U" Gold C = 5U" Gold E = 15U" Gold T = Tin Z = Special
 Insulator Material Option A = PBT B = PA6T F = LCP Z = Special
 Packing Option A = Tray B = Bag C = Tube Z = Special
 No. of Insulator 01 = 1 Insulator 02 = 2 Insulators 03 = 3 Insulators
 PA Length 0600 = 6.00mm 2500 = 25.0mm
 PB Length 0900 = 9.00mm 1500 = 15.0mm
 PC Length 0900 = 9.00mm 1500 = 15.0mm

Specification

1. Material:
 - 1.1 Contact: Phosphor bronze, selective plating
 - 1.2 Insulator: PA6T, black, UL94V-0, RoHS
2. Electrical:
 - 2.1 Current rating: 1Amps/contact max.
 - 2.2 Contact resistance: ≤20mΩ/contact
 - 2.3 Insulation resistance: ≥1000MΩ at V=100V
 - 2.4 Withstanding Voltage: 300V AC/minute
3. Mechanical:
 - 3.1 Retention force: 0.35Kgf/contact min.
 - 3.2 Operating temperature: -55°C to +105°C
 - 3.3 Soldering temperature: 260°C 5S

Fortune Star Fortune Star Technical Co., Limited

TITLE: 1.27mm Pin Header Single Vertical SMT									
TOLERANCES UNLESS OTHERWISE SPECIFIED:		DRAWN	Robert	DATE:	2012-03-28	DRAWING NO.:	PH127015VSX-1XX-XX		
X.XX	±0.25	X.X°	±2°	CHECKED	Jhon	PROJECTION			
X.X	±0.35	X.°	±3°	APPROVED	Jack	SIZE:	A4	UNIT:	MM
X.	±0.50					SCALE:	1:1	SHEET:	1/1
						REV:			A