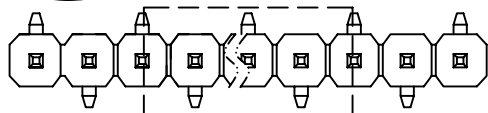
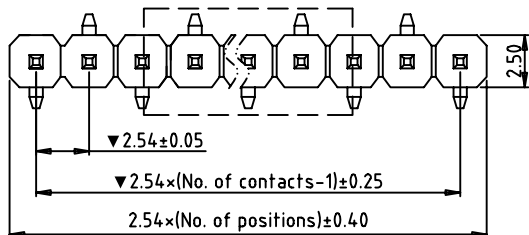


RoHS compliant

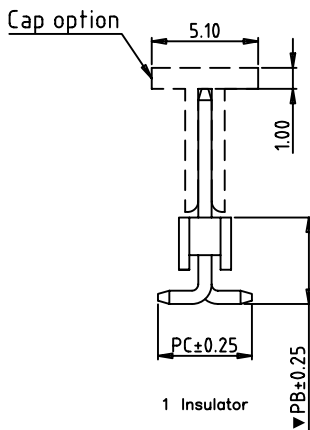
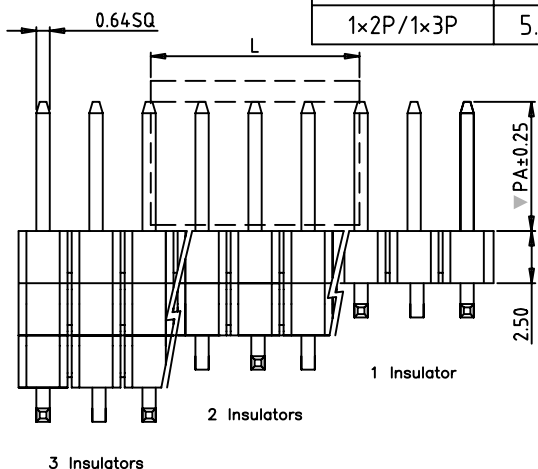


R2 type

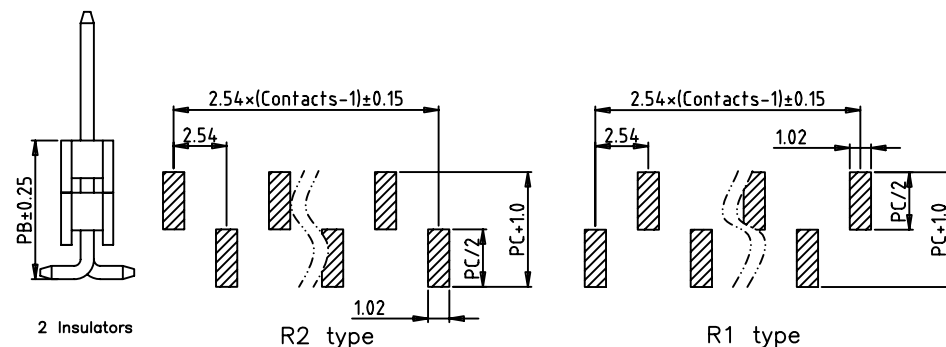


R1 type

No. of positions	dim. L
$\geq 1 \times 4P$	10.0
$1 \times 2P / 1 \times 3P$	5.0



Recommended P.C.B Layout ( $\pm 0.05$ )



## Ordering Information

PH254025VSX - 1XX X X XX - XXXX - XXXX - XXXX

No. of pins  
1\*1-1\*40

Plating Option  
A = Gold Flash  
B = 3U" Gold  
C = 5U" Gold  
E = 15U" Gold  
T = Tjn  
Z = Special

Insulator Material  
Option  
A = PBT  
B = PA6T  
F = LCP  
Z = Special

Packing Option  
A = Tray  
B = Bag  
C = Tube  
Z = Special

No. of Insulator  
01 = 1 Insulator  
02 = 2 Insulators  
03 = 3 Insulators

PA Length  
0600 = 6.00mm  
2500 = 25.0mm

PB Length  
0900 = 9.00mm  
1500 = 15.0mm

PC Length  
0900 = 9.00mm  
1500 = 15.0mm

**Fortune Star** Fortune Star Technical Co., Limited

TITLE: 2.54mm Pin Header Single row Vertical SMT

TOLERANCES UNLESS OTHERWISE SPECIFIED:		DRAWN	Robert	DATE:	2012-03-28	DRAWING NO.:	PH254025VSX-1XX-XX
X.XX	$\pm 0.25$	CHECKED	Jhon	PROJECTION			
X.X	$\pm 0.35$	APPROVED	Jack	SIZE:	A4	UNIT:	MM
X.	$\pm 0.50$			SCALE:	1:1	SHEET:	1/1
						REV:	A